

# Canopy Luminaire

## Emergency Light Luminaires




[www.evolucialighting.com](http://www.evolucialighting.com)

### Common Applications:

- Gas Station Canopies
- Covered Walkways
- Façade Illumination
- Over Hangs
- Entry Ways

### Features and Benefits:

- Payback period under 12 months in new construction\*
- Payback period less than 2 years in retrofits\*
- CL-2500 provides comparable light output of a 250W metal halide using only 84 Watts (66% energy savings)
- Greater than 60,000 Hours Rated Life to depreciate to 70% of original light output (L70 – 13.7 years at 12 hr/day)
- Maintenance free for the life of the fixture – no bulbs or ballasts to replace
- Eliminates costs and downtime associated with maintenance of conventional lighting
- Solid State Circuitry
- Available in standard ANSI color temperatures: 3000K, 4000K, 5000K
- High quality light source without the glare of metal halide sources
- Even light distribution
- Cycling the fixture ON and OFF does not lower the rated life of the fixture
- Universal input voltage 100-277VAC, 47-63Hz (opt. 240-480VAC, 47-63Hz)
- Made in the USA
- Five Year Limited Warranty



*\* All data subject to change without notice.*

6151 Lake Osprey Drive - Third Floor • Sarasota FL 34240 • (941) 751-6800 • [www.evolucialighting.com](http://www.evolucialighting.com)

© 2013 Evolucia® Inc.

REV 01-2013

Project:	Approval:
Specifier:	

## Technical Specifications

### Housing:

- Aluminum body and heat sink
- Lens- Acrylite DF (Diffused)

### Mounting:

- Recessed Mount and Surface Mount

### Finish:

- Clear anodized aluminum with white powder coated trim ring

### LED Modules and Optical System:

- Available CCTs 3000K, 4000K, and 5000K with greater than 70 CRI
- Available beam angles: 14°, 23°, 32°, 60°, and 120°

### IP Rating:

- IP66

### Voltage:

- Universal 100-277VAC, 47-63Hz
- Optional 240-480VAC, 47-63Hz

### Fixture Life:

- 70% lumen maintenance at 60,000 hrs at 25C

### Certifications:

- ETL

### Weight:

- 10 lbs

### Warranty:

Manufacturer warrants products to be free from defects for a period of five 5 years. For additional information refer to complete warranty and terms and conditions document. For extended warranty consult the factory.

## Performance Chart

CCT/Model	EVO-CA-1500 Lumen	EVO-CA-2500 Lumen	EVO-CA-4000 Lumen
3000K	3600	5400	6900
4000K	4000	6000	7600
5000K	4400	6600	8500

Note: Specifications subject to change without notice

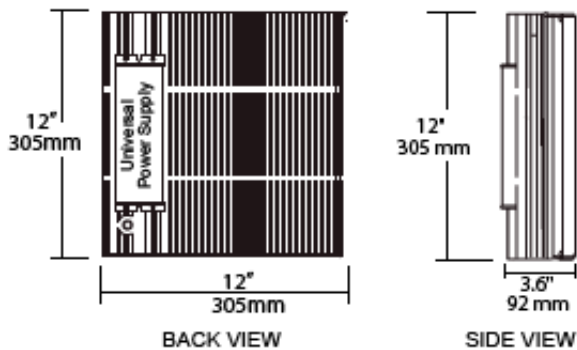
*\* All data subject to change without notice.*

## Technical Specifications

### Order Code

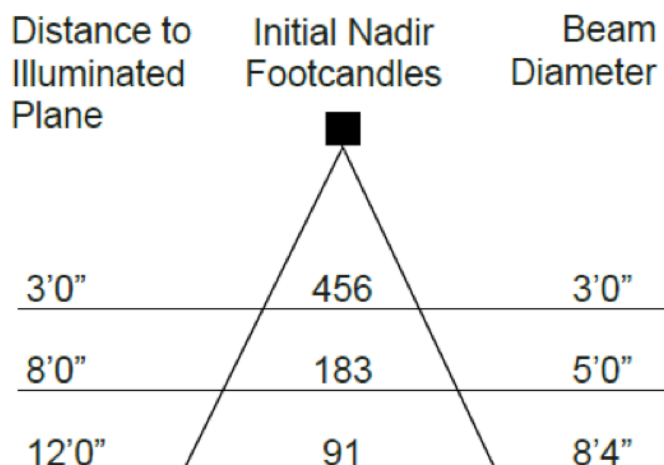
EVO-CA						
Family	Wattage-Color Temp	CCT (K)	Beam Angle	Input Voltage	Mounting	Finish
	1500 = 50W	3K = 3000	14 = 14°	UNV= 100-277VAC	R = Recessed	R = Clear anodized aluminum with white trim ring
	2500 = 75W	4K = 4000	23 = 23°	UH = 240-480VAC		
	4000 = 96W	5K = 5000	32 = 32°			
			60 = 60°			
			120 = 120°			

### Mechanical Drawings



Photometrics To view photometric report and download IES files, visit: [www.evoluticalighting.com/technicallibrary](http://www.evoluticalighting.com/technicallibrary)

### Cone of Light: EVO-CA-4000-5K



To view photometric report and download IES files, visit: [www.evoluticalighting.com/technicallibrary](http://www.evoluticalighting.com/technicallibrary)

\* All data subject to change without notice.

6151 Lake Osprey Drive - Third Floor • Sarasota FL 34240 • (941) 751-6800 • [www.evoluticalighting.com](http://www.evoluticalighting.com)

© 2013 EvoLucia® Inc.

REV 01-2013

evolucia  
light evolved